



# SFOGLIATRICI PER PASTA

dough sheeter

Apparecchi per uso professionale  
 Indicato per ristoranti, pizzerie, alberghi, tavole calde  
 Struttura in acciaio inox AISI 304  
 Riduttore ermetico a bagno d'olio  
 Motore ventilato  
 Termica di protezione  
 Trasmissione a catena  
 Regolazione spessore con leva  
 Piano di lavoro in acciaio inox  
 Disponibile set per tagliare la pasta  
 Facile da pulire  
 Comandi a 24 volt  
 Norme CE  
 Fabbricato in Italia

Professional equipment  
 Ideally suited for restaurants, pizza shops, snack bars, hotels  
 Stiffened AISI 304  
 Oil immersed hermetic gear reducer  
 Ventilated motor  
 Thermal overload protection  
 Chain transmission  
 Thickening adjusting lever  
 S/steel working surface  
 Different size cutting tools available  
 Easy clean up  
 24 volt control  
 CE approved  
 Proudly Made in Italy




N. 1 TAGLIOLINI / THIN NOODLES mm 1,5




N. 2 TAGLIATELLE/TAGLIATELLE mm 2



N. 3 TRENETTE/TRENETTE mm 4



N. 4 FETTUCCINE/RIBBON-SHAPED PASTA mm 6,5



N. 5 LASAGNE / LASAGNE mm 12

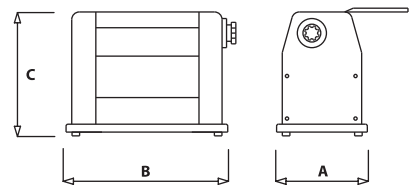




**MANUALE**



**ELETTRICA**



|           | A   | B   | C   | Alimentazione<br>Power supply<br>Spannung | Potenza<br>Motor power<br>Leistung | Peso netto<br>Net weight<br>Nettogewicht | Dimensioni im ballo<br>Packing dimensions<br>Verpackungsmaße |
|-----------|-----|-----|-----|---|------------------------------------|--|--|
|           | mm  | mm  | mm  | Volt/Hz                                   | Watt                               | kg                                       | mm   |
| MANUALE   | 220 | 300 | 250 | —   | —                                  | 11,0                                     | 350x350x410  |
| ELETTRICA | 350 | 365 | 290 | 230/50                                    | 190                                | 16,0                                     | 350x350x410  |

|           | A   | B   | C   | Alimentation<br>Alimentazione<br>Tilrätare | Puissance moteur<br>Potencia<br>Мощность | Poids net<br>Peso neto<br>Netto | Dimensione embalje<br>Dimension del embalje<br>Pakagepaß |
|-----------|-----|-----|-----|--|--|---------------------------------|--|
|           | mm  | mm  | mm  | Volt/Hz                                    | Watt                                     | kg                              | mm   |
| MANUALE   | 220 | 300 | 250 | —  | —  | 11,0                            | 350x350x410  |
| ELETTRICA | 350 | 365 | 290 | 230/50                                     | 190                                      | 16,0                            | 350x350x410  |